


**Emergency Assistance
for Livestock,
Honeybees, and Farm-
Raised Fish (ELAP)**



Types of Losses



- Provides assistance to eligible producers with the following type of losses due to an eligible loss condition:
 - Livestock
 - Grazing
 - Feed
 - Purchased and/or Produced
 - Additional Feed Purchased Above Normal
 - Increased Cost for Feed Delivery
 - Water Transportation
 - Feed Transportation
 - Livestock Transportation



Types of Losses



- Provides assistance to eligible producers with the following type of losses due to an eligible loss condition: (continued)
 - Honeybees
 - Colonies
 - Hives
 - Feed
 - Purchased and/or Produced
 - Additional Feed Purchased Above Normal



Types of Losses




- Provides assistance to eligible producers with the following type of losses due to an eligible loss condition: (continued)



- Farm-Raised Fish
 - Physical (Death) in excess of normal mortality
 - Purchased and/or Produced Feed






Eligible Producer



An individual or entity that is:

- A citizen of the United States
- A resident alien (lawful alien)
- A partnership of citizens of the United States
- A corporation, LLC, or other farm organizational structure organized under State law
- Indian tribe or tribal organization

Note: Additional eligible producer criteria for livestock, honeybee, and farm-raised fish producers.



National Payment Factors



60% of calculated payment for:

- Livestock
 - Grazing losses
 - Feed losses
 - Transportation losses (water, feed & livestock)
 - Disease - Cattle Tick
- Honeybee feed losses
- Farm-raised fish feed losses



National Payment Factors



75% of calculated payment for:

- Honeybee colony losses
- Honeybee hive losses
- Farm-raised fish physical losses




90% of calculated payment for:

- **Producers who meet the definition of beginning, SDA, limited resource, or veteran farmer or rancher**
- H5N1 Losses





Livestock Losses



Eligible Livestock



- Normally have been grazing eligible grazing land during normal grazing period

Note: Confinement dairies or feed lots with no grazing land are not eligible



- Owned, leased, purchased, under contract for purchase, or under grower contract 60-days prior to loss
- Commercial use or contribute to commercial viability of operation



Example: Producer A owns 500 head of cow/calf pairs. They also own 5 horses used for working cattle and to be shown in 4-H shows. The horses are eligible for ELAP.



Ineligible Livestock




- Unweaned livestock, except for water hauling
 - For water hauling, only unweaned > 500# are eligible



- Any non-commercial use, such as:
 - Owners' own consumption
 - Racing or wagering animals
 - Wild, free-roaming livestock
 - Yaks





Eligible Drought




Any of the following rates on the US Drought Monitor during the normal grazing period:

- Eight consecutive weeks at a D2
- D3 or D4

A close-up photograph of a honeycomb with many bees. A central oval highlights the text "Honeybee Losses".

Honeybee Losses



Eligible Producer



- Risk in at least one of the following for **commercial** use as part of a farming operation:



- Honey Production
- Pollination
- Honeybee Breeding Operation



- Must have risk on the beginning date of the eligible adverse weather or loss condition




Eligible Honeybees

- Honeybees housed in a managed hive for:
 - Honey production
 - Pollination
 - Breeding



[This Photo](#) by Unknown Author is licensed under [CC BY](#)



Ineligible Honeybees




- Honeybees that are:
 - Wild
 - Feral honeybees
 - Leaf cutter bees

- Other bee species **not** used for:
 - Producing honey
 - Pollinating
 - Breeding



Farm-Raised Fish




Eligible Producer



Farm-Raised Fish Producers are defined as producers who:

- Produce an eligible farm-raised fish
- Maintain fish for commercial use as part of the farming operation
- Propagate and rear fish in a controlled environment
- Use **good farming and management practices.**



Eligible Farm-Raised Fish Producer



To be considered eligible, at the time of the loss event, the producer must:


- own or lease property with identifiable boundaries
- have control of the water column or the ground under the specific type of water
- have purchased or produced feed for the farm-raised fish, if applicable.
- **use good farming and management practices**



Good Farming and Management Practices



Good Farming and Management Practices is the cultural practices to make normal progress toward maturity and expected production, generally recognized by agricultural experts in that area.




Controlled Environment



- Farm- raised fish are the following according to normal practices:
 - Controlled
 - Maintained
 - Harvest
- Aquatic environment is:
 - Properly maintained
 - Potential hazards are being removed



Application Process



Notice of Loss

- Producer must file a notice of loss by the application deadline
- January 30 following the calendar year





Application for Payment




- Producer must file an application for payment by the application deadline
- January 30 following the calendar year



Note: Application for payment includes provide loss information to determine the payment amount.





Acceptable Supporting Documentation



Acceptable Documentation


- Verifiable – records that can be verified through a 3rd party
- Reliable – producer contemporaneous records



Producer Certification

- Can be used when acceptable documents are not available
- Other similar producers have comparable water losses





Where to Apply



- Local FSA Office

<https://www.farmers.gov/service-locator>



- Select your State and County



Find Your Local Service Center

Ver en: [Español](#)

[USDA Service Centers](#) are locations where you can connect with Farm Service Agency, Natural Resources Conservation Service, or Rural Development employees for your business needs. Enter your state and county below to find your local service center and agency offices. If this locator does not work in your browser, please visit offices.usda.gov

Visit the Risk Management Agency website to find a [regional or compliance office](#) or to find an [insurance agent](#) near you.

State:

County:

